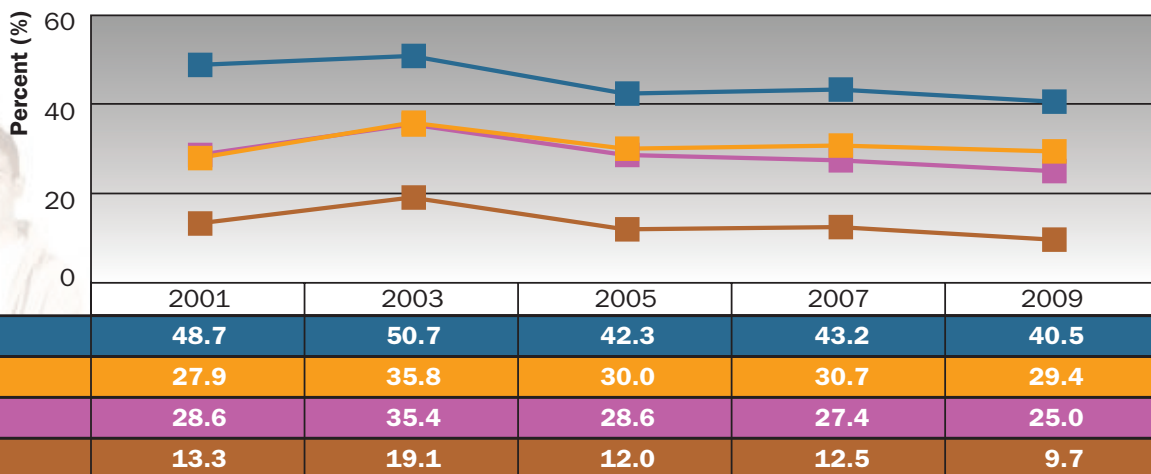


Alcohol Use in High School

Trends in Alcohol Related Behaviors
Grades 9–12, 2001–2009



AMONG NEW MEXICO HIGH SCHOOL STUDENTS...

Current drinking, binge drinking, and drinking and driving have decreased in prevalence since 2003.

Four in ten (40.5%) were current drinkers.

Close to one-third (29.4%) had their first drink of alcohol before age 13.

One-quarter (25.0%) were binge drinkers.

One in ten (9.7%) drove when they had been drinking alcohol.

Boys were more likely than girls to have a drink before age 13, but were not more likely to be current drinkers, binge drinkers, or to drink and drive.

STUDENTS WHO USED ALCOHOL...

Almost two-thirds (64.2%) of current drinkers were also binge drinkers.

Liquor (such as vodka, rum, scotch, bourbon, or whiskey) was the most common type of alcohol usually consumed (42.0%), followed by beer (23.4%).

Almost 85% usually drank alcohol in “another person’s home” (60.3%) or “my home” (24.4%).

Binge drinkers were more likely than current drinkers who did not binge drink to:

- Drink and drive (30.5% vs. 11.1%)
- Use alcohol or drugs before sexual intercourse (38.1% vs. 14.2%)
- Be in a physical fight (61.0% vs. 41.8%)
- Use marijuana (64.5% vs. 36.2%), cocaine (16.3% vs. 5.0%), or other drugs

STUDENTS WHO DID NOT USE ALCOHOL...

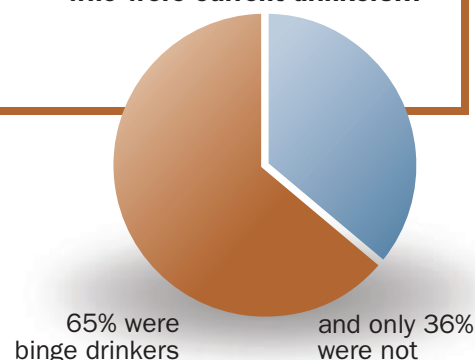
Were less likely than current drinkers to:

- Attempt suicide (4.4% vs. 14.4%)
- Be in a physical fight (23.8% vs. 53.8%)
- Use marijuana (9.3% vs. 54.0%), cocaine (0.6% vs. 12.2%), or other drugs

Were more likely than current drinkers to:

- Get mostly A’s in school (36.8% vs. 23.0%)
- Attend school regularly, without ever skipping or ditching (76.9% vs. 48.1%)

Of the 40.5% of NM high school students who were current drinkers...



STUDENTS LEAST LIKELY TO USE ALCOHOL WERE...

- Those with high levels of caring and support from parents, teachers, and other adults in the community.
- Those who completed their homework and came prepared to class.
- Those who did not engage in violent behaviors.
- Those who did not engage in tobacco or drug use.

AMONG NEW MEXICO MIDDLE SCHOOL STUDENTS...

One third (33.8%) ever had a drink of alcohol.
 16.2% were current drinkers.
 8.6% were binge drinkers. This percentage increased by almost four times from 6th to 8th grade (from 3.6% in 6th grade to 13.9% in 8th).
 16.5% of middle school students had their first drink before age 11.

28.1% of all middle school students had ever ridden in a car driven by someone who had been drinking alcohol.

Almost one-third (29.4%) said it would be “Easy” or “Very Easy” to get alcohol.

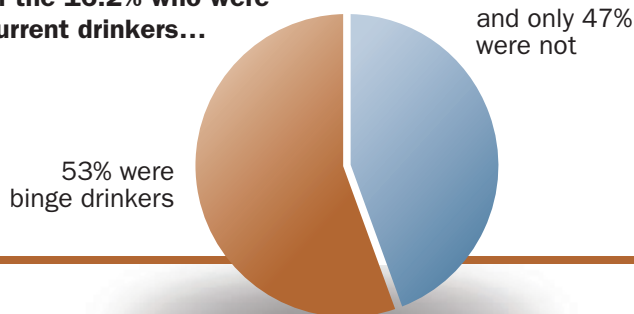
Boys and girls had similar rates for ever drinking, current drinking, binge drinking, drinking before age 11, and ease of access to alcohol.

STUDENTS WHO USED ALCOHOL...

Current drinkers were more likely than non-drinkers to:

- Be current cigarette smokers (33.3% vs. 1.9%)
- Use marijuana (49.4% vs. 8.4%) or cocaine (18.4% vs. 3.3%)
- Be in a physical fight (78.5% vs. 44.8%)
- Have tried to kill themselves (18.6% vs. 4.4%)

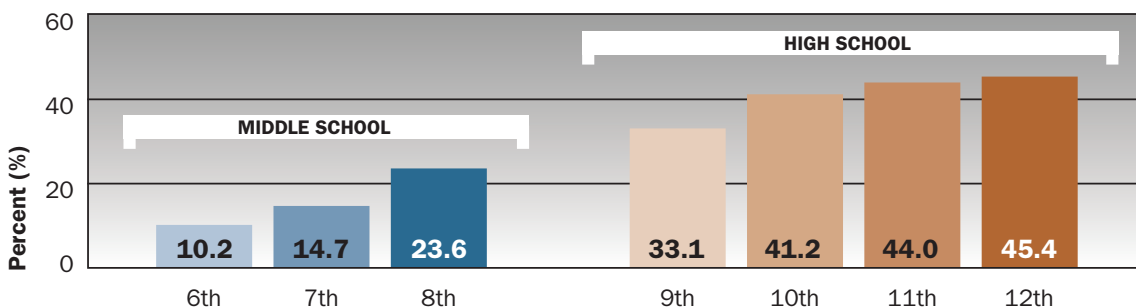
Of the 16.2% who were current drinkers...



CURRENT DRINKING BY GRADE LEVEL IN MIDDLE AND HIGH SCHOOL

Grades 6–12

Current drinking more than tripled from grades 6 to 9 (10.2% in 6th; 33.1% in 9th), and increased by 37% from grades 9–12 (from 33.1% in 9th to 45.4% in 12th).



DEFINITIONS

Current drinking: Had at least one drink of alcohol in the past 30 days.

Binge drinking: Had five or more drinks of alcohol on at least one occasion (in a row or within a couple of hours) in the past 30 days.

Did not use alcohol or non-drinkers: Did not have a drink of alcohol in the past 30 days.

Drinking and driving: Drove a car or other vehicle when they had been drinking alcohol.

Current cigarette smoking: Smoked cigarettes at least once in the past 30 days.

Used marijuana, cocaine, or other drugs: For high school students, in the past 30 days; for middle school students, ever in lifetime.

In a physical fight: For high school students, in the past 12 months; for middle school students, ever in lifetime.

Came prepared to class: Brought paper and something to write with.

The YRRS is a joint project of the New Mexico Department of Health and Public Education Department, with technical assistance from the University of New Mexico Prevention Research Center and the Centers for Disease Control and Prevention. For more information visit www.youthrisk.org.